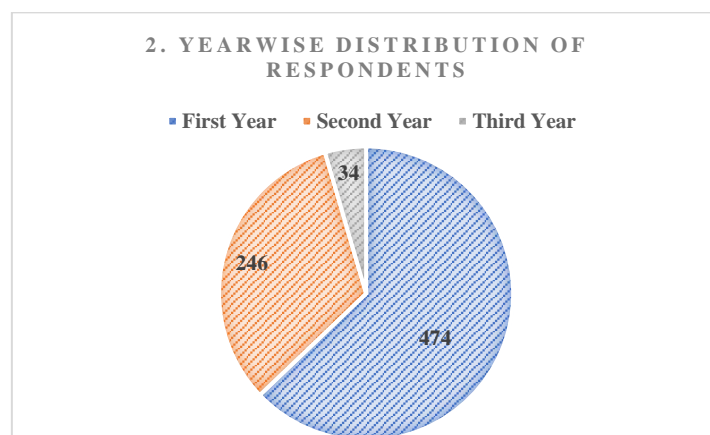
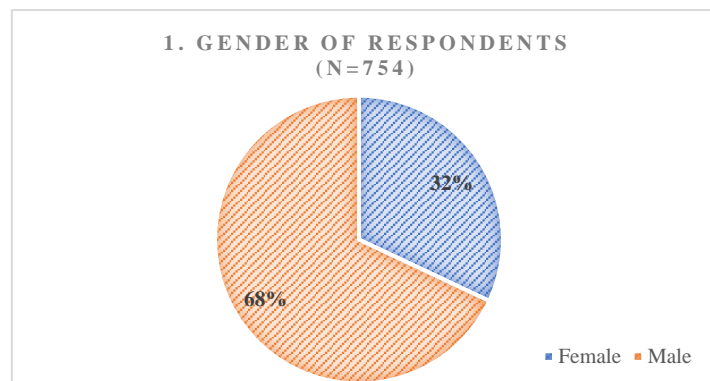


Summary of Students' Satisfaction Survey

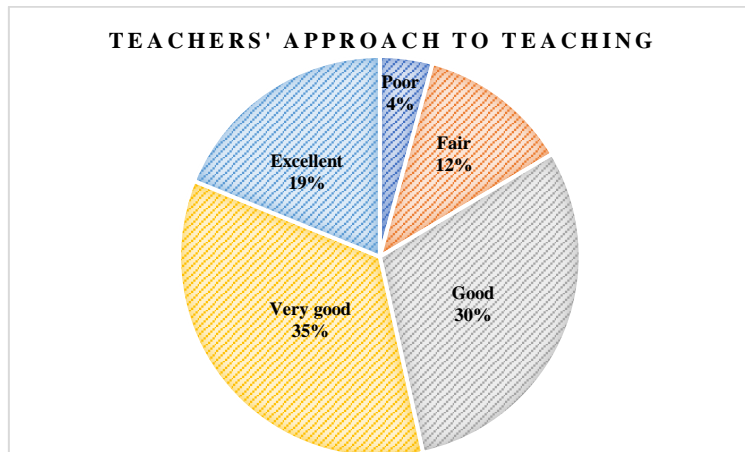
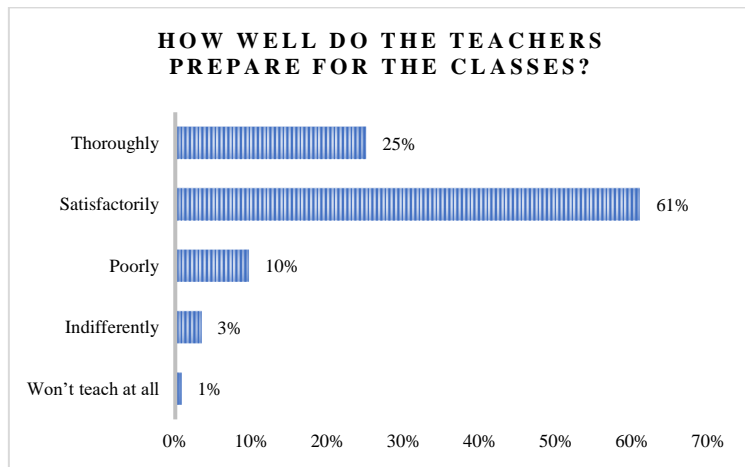
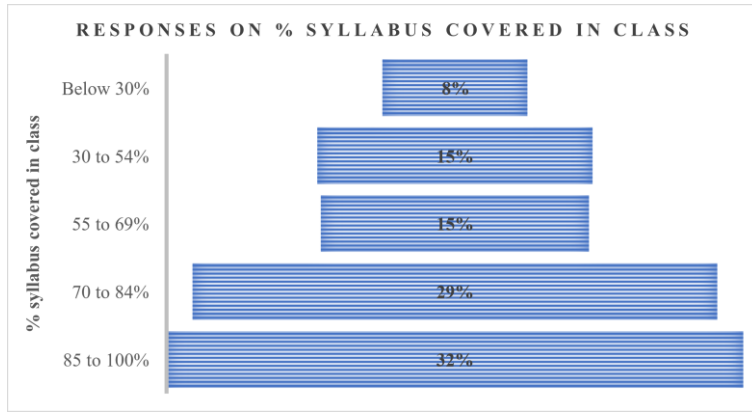
(enrolled in college in the academic year 2022-23)

Student feedback is obtained through a form available on the college website (<https://forms.gle/jUDNL5MdQnfEYQT96>). Students can fill the form anytime during their study.

This report presents through various charts, tables and graphs, the findings of the Students' Satisfaction survey taken by students enrolled in college during the academic year 2022-23. 754 students took the survey and the first 2 charts below present a profile of the respondents.



Several questions in the survey are regarding students' assessment of the teaching approaches adopted and assessment methods used by faculty members. The following set of charts present a self-explanatory summary of the survey findings in this regard.



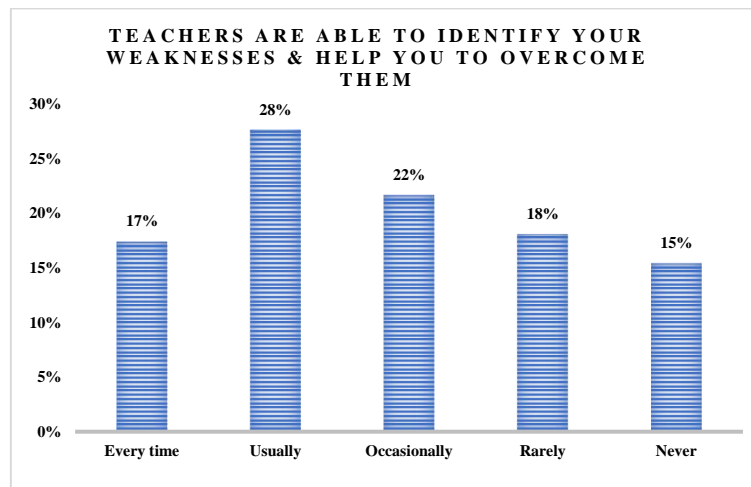
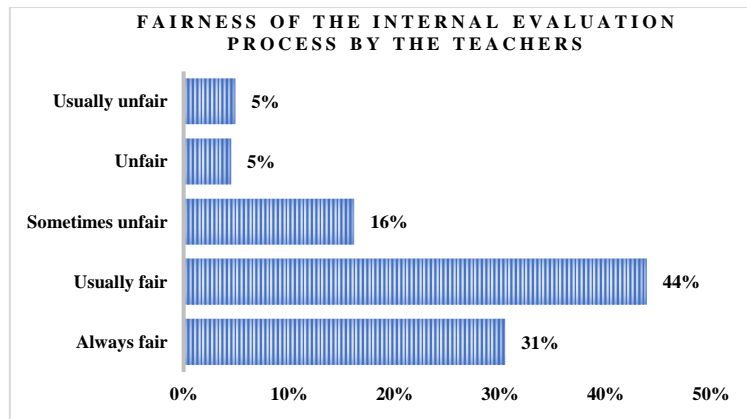
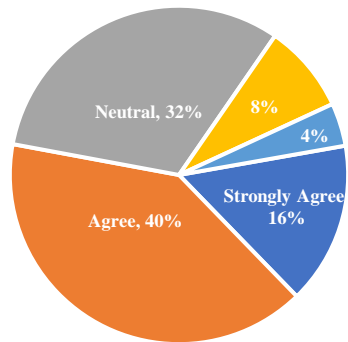


Table: Role of teachers and Institution

	Teachers encourage you to participate in extracurricular activities.	The institution makes effort to engage students in the monitoring, review and continuous quality improvement of the teaching learning process.
Strongly Agree	19%	13%
Agree	36%	35%
Neutral	31%	34%
Disagree	8%	10%
Strongly Disagree	6%	8%

The overall quality of teaching-learning process in your institute is very good



■ Strongly Agree ■ Agree ■ Neutral ■ Disagree ■ Strongly Disagree
