



DELHI COLLEGE OF ARTS & COMMERCE
(UNIVERSITY OF DELHI)
NETAJI NAGAR, NEW DELHI - 110023

10.11.2021

URGENT NOTICE FOR

[REGULAR & EX-STUDENTS ACADEMIC YEAR 2021-2022]

It is notified for the information of Second Year (IIIrd Semester), Third Year (Vth Semester) regular students as well as ex-students of the College that the last date of submission of the Examination Forms for - **University Semester Examination-November/December 2021** is **18.11.2021 (Thursday)** at **5.30 p.m** available on the following link/portal:

<https://slc.uod.ac.in>


Students are also required to pay the online fee on the above link provided by the Examination Branch. In case, student had already paid fees to the College, he/she may request for refund from respective College. [University Notification Ref. No.Exam.VII/2021/617 dated 08th November, 2021 is attached herewith for your detailed information].

Examination Fees and Annual dues submission are mandatory for all students to avoid withholding of results by the University of Delhi and issuance any certificate/document from the College/University.

Please treat this Notice as **MOST URGENT**. No Examination form/fees shall be accepted after **18th November, 2021** and above link/portal will be deactivated.

If there is any discrepancy in online payments, please immediately contact College Office.

NOTE: Students are advised to keep themselves updated through University website.


(Prof. Rajiv Chopra)
Principal

Copy to:

1. College Notice Board
2. A.O. (Accounts)
3. System & Network Administrator for College website



दिल्ली विश्वविद्यालय
UNIVERSITY OF DELHI

D.A-III:Yr

Ref. No. Exam.VII/2021/617
Dated 08th November, 2021

NOTIFICATION

All concerned students of Under Graduate, Post Graduate & Professional Courses of Semesters- III/V/VII alongwith the essential repeaters, improvement and ex-students of Semesters I/III/V in Academic Year 2021-22 are hereby informed that the last date of submission of Examination Forms for the Examination to be held in November/December, 2021 is 18.11.2021 (Thursday) at 5:30p.m.

Student may fill the examination form by filling the form available on the following link/portal.

<https://slc.uod.ac.in>

The Students are required to pay the online fee on the above link provided by the Examination Branch. In case, student had already paid fees to the Faculty/Department/College, he/she may request for refunds from respective Faculty/Department/College.

The students need to visit the page <https://slc.uod.ac.in> and click on new registration.

Fill in your basic details like

Select Programme

Name (as on id card)

Enrolment/Examination Roll Number

And the captch code already on screen

Click Submit button

One OTP is sent to registered email id/mobile number

Create the password on next screen and input the OTP to get registered.

After filling the examination form student should save the copy of printout for further communication. Admit Card shall be issued after confirmation of the examination form by their respective Faculty/Department/College. The details of accessing the software of Examination Form by Faculty/Department/College shall be provided separately to each Faculty/Department/College.


In case of any query/discrepancy in filling the examination form, the student may contact their respective Faculty/Department/College. In case the query is not resolved, the Faculty/Department/College may send email at examformquery@exam1.du.ac.in or contact at telephone Number 011-27666652.


Note:

In case of students of School of Open Learning (SOL), separate provision shall be made by School of Open Learning (SOL).

O.S.D. (Examinations)

Dean (Examinations)




Nodal Officer / HoAAd.


DCAC College <principaldcac@gmail.com>

Important Information Examination Form Nov-Dec 2021

Examination University of Delhi <noreply@exam.du.ac.in>
 to: obestudentsnd2021@exam1.du.ac.in
 Bcc: college.principals@du.ac.in

SA (Asst.)
 For College Website
 of no. 
 The Nov 9, 2021 at 7:37 PM

Dear Students,

Greetings from the Examination Branch, University of Delhi.

As you all are aware that the new season of examinations (Nov-Dec 2021) is starting from 29-Nov-2021.

This email is for those who are currently in semester 3 and 5 as regular or ex-students.

You can find the datesheet on the examination website at <http://exam.du.ac.in/datesheets.html>

Before you begin, just understand that in case of any query, get in touch with the Nodal Officer of your college/department /Principal's Office/Head of department office.

The process of filling up the new examination form is very simple.

Just follow the following steps:

- You need to visit the web site <https://slc.uod.ac.in> and click on New Registration.
- Fill in your basic details
 - Select Programme
 - Name (as on ID card)
 - Enrollment/ Examination Roll Number
- Click the Submit button
- OTP will be sent to the registered email.
- Create the password on the next screen and input the OTP to get registered.

NOW

- Go to the website <https://slc.uod.ac.in> again and login using Enrollment/Examination Roll Number and password.
- You can check allocated programmes and the student's details from the students section.

Steps for selecting Term (SEMESTER/YEAR) courses

- In the Programme students can select the courses for the term then proceed further.
- You have to select the applicable CORE/GE/AECC/ELECTIVE courses. In case of any confusion in selecting any paper do not proceed and get in touch with your college Nodal Officer (List of nodal officers will be available in the Examination Branch website and College Website) the college/department for clarification.
- You need to confirm course selection before moving to the next session. Course once selected cannot be changed in any circumstances so take extra care while confirming.


Steps for Examination Form

- After term course selection click on the Examination section.
- In the Examination section select Registration for examination form.
- Select the courses as applicable to you for the current examination session and pay the fee. You need to carefully select all courses then submit the term/semester courses in the form for examination.
- The Examination form will reflect all the selected courses.
- Submit application by paying the configured registration fee (if any)

Your Examination form is submitted.

Take a print of the Examination Form and keep a copy for your future reference.

IMPORTANT:

1698
 Pankaj
 10/11/21
 507
 10/11/21

 Sinha